


EDITION 1

KEYnected

CONNECTING YOU TO
THE KEY BRIDGE REBUILD



KEY
BRIDGE REBUILD
RECONNECT • REVITALIZE • REIMAGINE

Pardon Our Progress

The Key Bridge Rebuild project continues to move forward! In early October, the Test Pile Program began with six test piles arriving in Baltimore by barge. Each test pile is made with American-made steel and measures eight feet in diameter and more than 220 feet in length.

Over the next month, twelve test piles will continue to be driven into the riverbed. Each test pile is expected to be hammered for approximately two hours, sounding similar to a large bell in the distance. Construction activity will typically occur Monday through Saturday during daylight hours.

Demolition of the existing bridge structures is well underway, using precise mechanical methods to safely and efficiently dismantle the old roadway. Saw cutters slice the bridge deck into manageable sections, which are then lifted by a large tracked excavator from the far edge of the bridge and delivered to a transfer point. From there, a rubber-tired front-end loader swiftly and safely transports each panel to a material staging area


beyond the abutment. All concrete decking from the north and south spans has been removed, totaling an impressive 20,000 tons—the equivalent weight of 4,000 adult elephants. Some of the concrete will be reused to support construction activities.

Next up, the removal of the steel girders on the south side. Each girder weighs approximately 50,000 pounds and is being removed by torch cutting the steel and safely lowering girders to the ground with a crane. The structural steel will be recycled at permitted facilities.


Noise and vibration monitors were installed around the project area and surrounding communities. These monitors have been collecting baseline data and will provide the team with real-time data to ensure pre-construction and construction activities stay within acceptable limits. ■



▲ The removal of the first steel girder on the south side of the bridge.



▲ Torch cutting steel girders on the south side of the bridge.



◀ Tracked excavator removing decking panels of the existing bridge.

INSIDE THIS EDITION

- 1 Pardon Our Progress
- 2 KEYping it Reel
Bubble Curtain
- 3 Bridging the Facts
Test Pile
- 3 Faces of the Rebuild
Cayty Dean

- 4 In the Community
Public Meetings
- 5 Business Spotlight
The Gantry Key & Port Tavern
- 5 By the Numbers
Public Engagement
- 6 Stay Connected




OCTOBER 30, 2025 // ED. 01

The Maryland Transportation Authority (MDTA) is rebuilding the Francis Scott Key Bridge to reconnect the I-695 Baltimore Beltway and restore a vital transportation link. The rebuild project is rooted in the needs of local communities—supporting daily life, strengthening connections, supporting the movement of people and goods across the country, and ensuring a modern bridge that will serve Marylanders and beyond for generations to come.

KEYping it Reel

What's a bubble curtain? Before crews begin driving piles with an impact hammer, they install an air bubble curtain system to help protect aquatic life from underwater noise. This system involves placing three perforated rings around each pile, spaced 10 feet apart. Air compressors located on a nearby barge pump air through lines connected to each ring, releasing billions of bubbles into the water. These bubbles act as a cushion, absorbing the noise and



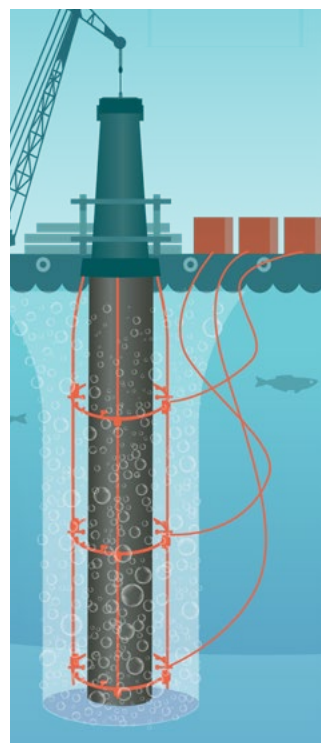
▲ Crews installing the three rings of the bubble curtain around the test pile.

Bubble curtain activated, generating billions of bubbles.



energy generated during pile driving. Air bubble curtains are a required environmental protection measure under federal and state permits and are a proven technology for minimizing impacts to aquatic ecosystems. To ensure maximum effectiveness, scientists work alongside engineers on the barge, making real-time adjustments to optimize protection for aquatic resources.

Allison Persing from the MDTA is bringing the Key Bridge Rebuild project to life on the Patapsco River with on-site video updates. Watch her latest video to see how the bubble curtain system helps protect marine life during construction. ■



▲ Each ring is powered by its own compressor, pumping air through connected hoses for operation.



Watch my latest video on the bubble curtain system!

<https://www.youtube.com/watch?v=TqK30xBuCnA>


Bridging the Facts

Have questions about how the new Key Bridge is being built? You're not alone! Bridging the Facts is a Facebook series that takes you behind the scenes of the Key Bridge Rebuild Project — answering common questions from the public and breaking down key topics about bridge design, construction, and safety in a clear, visual way.


Each post highlights an important part of the rebuild, from major design features to innovative construction methods and environmental protection measures. ■



See the latest Bridging the Facts posts and learn more about how the new Key Bridge is taking shape.

Bridging the Facts 

What is a Test Pile?
A steel cylinder structure that is driven into the riverbed to support the bridge.



Bridging the Facts 

Test Pile Fabrication
Test piles are being fabricated with American-made steel.



Bridging the Facts 

Test Pile Delivery
Test piles will be loaded onto barges and towed by tugboats.



Faces of the Rebuild

Meet Cayty Dean, a dedicated consultant with the MDTA who has spent the past five years contributing to some of the state's most impactful infrastructure projects. She currently serves as the Area Engineer for the Key Bridge Rebuild project, where she plays a vital role in coordinating efforts across stakeholders to help deliver a new Key Bridge.

Q: What is your previous experience?

I spent the past five years working on the Harry W. Nice/Thomas 'Mac' Middleton Bridge Replacement Project. I started as a Project Engineer for the Main Channel Span and later became the Area Engineer during the demolition phase. It was rewarding to see the project through from start to finish and to be part of the

team that brought a major bridge to completion.

Q: What is your role on the Key Bridge Rebuild Project?

As Area Engineer, I help oversee coordination between all the moving parts — from contractors and designers to MDTA staff and stakeholders. What's exciting about this project is seeing so many former teammates from the Nice Bridge project now stepping into leadership roles here. We've built a strong, collaborative team that's truly committed to rebuilding this vital connection for Maryland.

Q: What do you like most about your job?

My favorite part is connecting all the pieces — the hundreds of people it takes to make a project of this scale happen,

and making sure we're all working in sync. Collaboration across so many different groups isn't always easy, but it's a challenge I really enjoy. There's something incredibly fulfilling about being part of the teamwork that turns a vision into reality.

Thank you, Cayty, for your leadership, dedication, and the positive impact you continue to make on Maryland's transportation future! ■



In The Community



◀ The Rebuild team at the Cox Creek Open House.



▲ The Rebuild team at the Rockin' on the Edge Festival.

The Key Bridge Rebuild Team enjoyed another great event at the Cox Creek Open House on October 18. Attendees had the opportunity to learn about the bridge rebuild process, explore the Maryland Port Authority's vehicles during the "Touch a Truck" experience, and enjoy a fun, family-friendly atmosphere.

Want to know where we will Pop-Up next?



November 8, 2025
Chesapeake High School Craft Fair

Chesapeake High School
4798 Mountain Road, Pasadena, MD 21122
10 AM – 3 PM



November 15, 2025
Back River Restoration Committee Arts & Crafts Festival

Hawks Pleasure Club
430 Riverside Drive, Essex, MD 21221
12 PM – 4 PM



View our [Events Calendar](#) or [sign up](#) for updates to find out where the Key Bridge Rebuild team will be next and when public meetings will be held. The calendar is continuously updated as more events are added.



Do you want to hear from the MDTA at your next community event or meeting? Members from the Key Bridge Rebuild Team are available to attend upon request – fill out the [contact form](#) to learn more information.

Business Spotlight



The Gantry Key & Port Tavern
6500 Riverview Ave, Dundalk, MD
(443) 835-1020
[Website](#)



▲ The Gantry Key & Port Tavern business and property owners.

Opened in Dundalk in April 2024, The Gantry Key & Port Tavern has quickly become a local favorite for comfort food, creative eats, and a laid-back atmosphere with a view. Owned and operated by brothers John and George Papastefanou, this family-run destination is affectionately known by locals as "the airport bar and grill." ■

<https://youtu.be/nLd-Tb807hE>

◀ Watch Allison Persing's behind the scenes interviewing John and George to learn more!

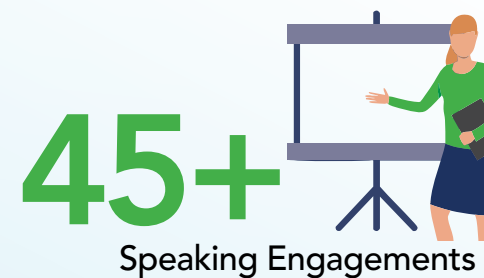
Are you a small business, retail store, or restaurant near the Key Bridge Rebuild and want to be featured in a future spotlight? Contact us through our [website!](#)

By the Numbers

Since June 2024, our team has been actively engaging with communities across Maryland to foster connection and transparency around the Key Bridge Rebuild project. We set up pop-up tents in neighborhoods to meet residents, answer questions, and share project updates. We attend numerous community meetings to give presentations and listen to feedback directly from the public. Every conversation, whether at a tent or in a meeting room, helps build understanding, excitement, and pride in what's ahead for Maryland's future. We're grateful for the opportunity to connect and collaborate with you, and we look forward to continuing these efforts as the project progresses. ■



90+ Pop-up events in Anne Arundel County, Baltimore County, and Baltimore City



45+ Speaking Engagements



5,530+ Total Direct Engagements





KEY
BRIDGE REBUILD
RECONNECT • REVITALIZE • REIMAGINE



Stay Connected

The MDTA is committed to keeping local communities and stakeholders informed every step of the way. **Go to our website to join the mailing list and subscribe to text alerts** for project updates and events.



WEBSITE
KeyBridgeRebuild.com



E-MAIL
Info@KeyBridgeRebuild.com



PHONE
800-515-7030



FACEBOOK
[@KeyBridgeRebuild](https://www.facebook.com/KeyBridgeRebuild)